

WorkWell | *Task Chairs*



connection

WorkWell

Products for working, well.

OWT 20

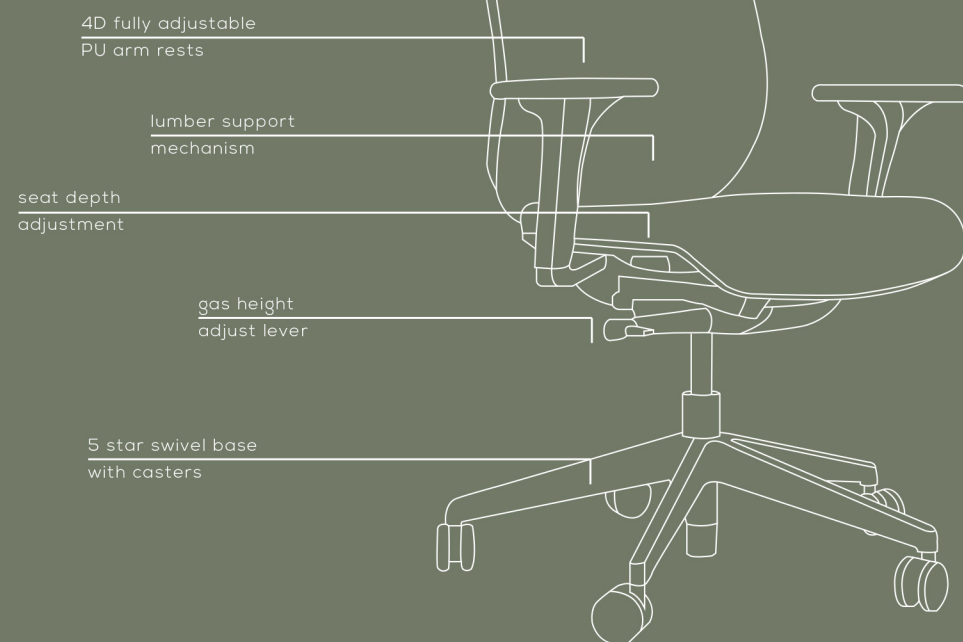
OWT 17

Task Chairs

WorkWell is a concept, designed for the modern workplace, to support workers and allow them to work to the absolute best of their ability, in any working environment. The wellbeing of the individual, both physical and mental, is a driving force in workspace design now more so than ever, with the WorkWell brand of commercial furniture embracing this entirely as a strong innovation focus. Comfort and functionality are crucial in creating an environment which supports the mental wellbeing of employees, just as much as the physical. By creating products which are both durable and simple to use, our WorkWell products adapt to any workspace and alleviate stress from employee and employer alike.



*“A collaboration between engineers,
designers and environmentalists”*



OWT20

TASK CHAIR OWT20



Product Code	Description
OWT20/BB/4B/B	Black With Black Mesh
OWT20/BG/4B/B	Black With Grey Mesh
OWT20/WG/4B/B	White With Grey Mesh

Height: 1010-1135mm | **Width:** 680mm | **Depth:** 680mm | **Seat Height:** 435-510mm | **Seat Depth:** 600mm | **Weight:** 14.6kg

OPTIONS

Description

Black Base (Standard)
Polished Aluminium Base
Polished Aluminium Base & Silver Soft Casters
Black Soft Casters
Black Headrest
White Headrest
Without Arms

Optional extras are a great way to configure your chair perfectly to suit your needs.

Get in touch today for more information and prices.

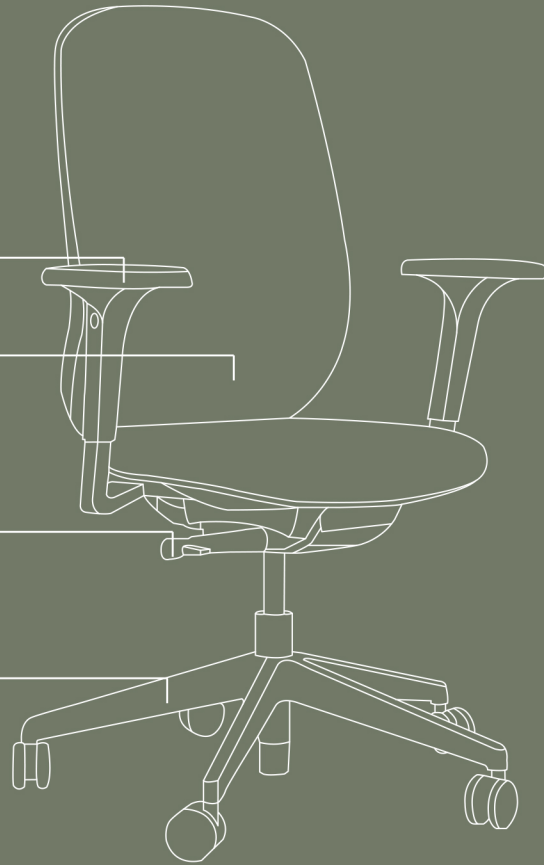


1D adjustable
PU arm rests

lumber support
mechanism

gas height
adjust lever

5 star swivel base
with casters



OWT17

TASK CHAIR OWT17

Product Code	Description
OWT17/BB/4B/B	Black With Black Mesh

Height: 1010-1135mm | Width: 680mm | Depth: 680mm | Seat Height: 420-550mm | Weight: 13.6kg

OPTIONS

Description

Black Base (Standard)
Polished Aluminium Base
Polished Aluminium Base & Silver Soft Casters
Black Soft Casters
Black Headrest
Without Arms

Optional extras are a great way to configure your chair perfectly to suit your needs.

Get in touch today for more information and prices.





CORE FEATURES

- 01 Breathable mesh back
- 02 Auto Synchronised mechanism (SS)
- 03 Self adjusting 2 lever mechanism with 5 locking positions
- 04 Tilt lock with anti shock function
- 05 4D adjustable PU armrests
- 06 Gas lift control
- 07 Lumbar support
- 08 600mm seat depth
- 09 Black nylon raised base with 60mm black casters





OWT20 With Headrest Featured



OWT20 With Polished Aluminium Base & Soft Casters Featured



CARE FOR YOUR TASK CHAIR

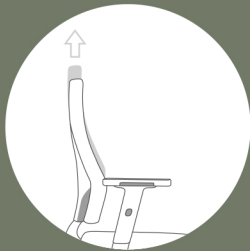
To maintain the cloth upholstery carefully vacuum regularly. Marks and stains can be removed with the appropriate commercial cleaner. To avoid moisture stains when cleaning, we suggest gently rubbing the fabric in a circular motion, working from the centre of the stain with the cloth, and then moving slowly away from it until you have treated the entire panel of the affected area.



01

Armrest Height

Arms are adjustable to reduce strain on neck muscles. To adjust arm height, click on the button on the underside of the arm and raise or lower to the desired height. The arm top pads can also be adjusted sideways and forward and back by putting pressure on the pad in the direction that you require the pad to travel. This will aid widening the chair and allow the user to rest the elbows on the arm pad at different distances from the desk.



02

Back Height

This feature is facilitated by the adjustment of the rear fitted lumbar which can move up and down by sliding the horizontal devise to a point where it fits into the natural "S" shape of the spine.



03

Back Angle / Lock Adjustment

The chair should be kept unlocked to aid body movement which will assist in muscle movement and blood circulation. The back can be locked off when in certain position by adjust the under-seat lever. When the chair is in the locked position the self-adjusting synchro has a safety feature that can only be unlocked by putting pressure on the back and releasing the lever and then moving your body forward.



04

Seat Depth

Adjusts the distance between back rest and front edge of the seat, designed to support the thighs. The seat depth of the chair can be adjusted to allow for the height difference between users. The user should be able to get two fingers between the chair and the back of your leg. To adjust, depress the button on the right of the seat pad and move your pelvis back or forward to find the position to suit.



05

Seat Height

Seat height adjustment is essential for a good posture and allows users of all heights to find their optimum sitting position. The seat height should be adjusted to allow a 90° angle between your lower and upper legs, allowing your feet to be flat on the floor. Use the lever on the right hand side under the seat, lifting the lever up whilst taking the weight of the chair to raise and adding pressure to the seat to lower.

OWT20

As well as a keen focus upon aesthetics, durability, and ergonomics, the WorkWell task chair is designed to have a series of environmental and sustainability credentials, as part of our larger push towards corporate social responsibility. Almost 50% of the task chair is manufactured from recycled materials and has a significantly reduced carbon footprint, in comparison to alternative products. The key environmental consideration, however, is that at the end of its lifecycle, the WorkWell task chair is 100% recyclable, from the seating pad and frame to the mesh back.

ENVIRONMENTAL IMPACT

Recycled Content **48%**

Recyclability **100%**

Carbon Footprint **68.5kg CO²e**

OWT17

ENVIRONMENTAL IMPACT

Recycled Content **68%**

Recyclability **100%**

Carbon Footprint **76.6kg CO²e**

Head Office & Showroom

Dogley Mills,
Penistone Road,
Huddersfield,
West Yorkshire,
HD8 0LE

Tel: 01484 600 100
sales@connection.uk.com

London Showroom

31 Great Sutton Street,
Clerkenwell,
London,
EC1V 0NA

Tel: 020 7253 9877
www.connection.uk.com

Manchester Showroom

The Old Law Library,
Kennedy Street,
Manchester,
M2 4BY